



人口



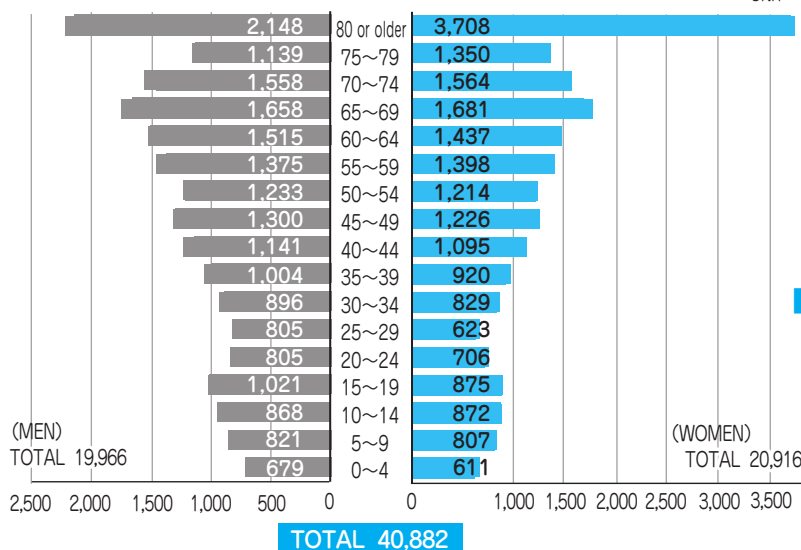
POPULATION

POPULATION AND HOUSEHOLDS

	Hachiman	Yamato	Shirotori	Takasu	Minami	Meiho	Wara	TOTAL
POPULATION	13,245	6,449	10,874	3,048	3,975	1,612	1,679	40,882
HOUSEHOLD	5,460	2,207	3,983	1,093	1,372	559	705	15,384

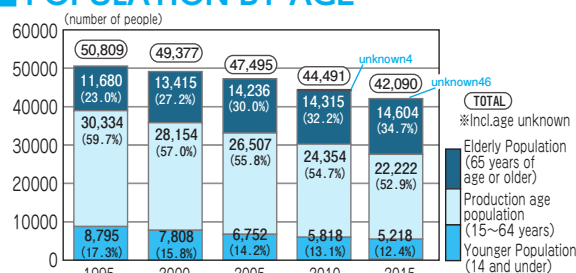
SOURCE : RESIDENT'S REGISTAR, AS OF APRIL 1, 2020; CITIZEN'S AFFAIRS DEPT, GENERAL AFFAIRS DIVISION

DEMOGRAPHIC COMPOSITION BY AGE AND GENDER



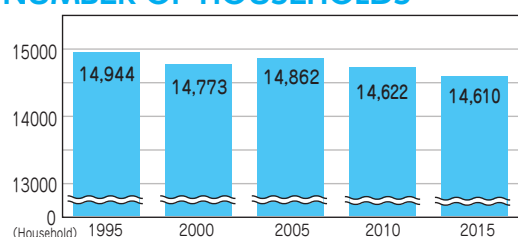
SOURCE : RESIDENT'S REGISTAR, AS OF APRIL 1, 2020; CITIZEN'S AFFAIRS DEPT, GENERAL AFFAIRS DIVISION

POPULATION BY AGE



SOURCE: NATIONAL POPULATION CENSUS IN 2015

NUMBER OF HOUSEHOLDS



SOURCE: NATIONAL POPULATION CENSUS IN 2015



生活



LIFE

NUMBER OF INSURED BY NATIONAL PENSION PLANS

NUMBER OF INSURED	5,988
BREAKDOWN	
NUMBER OF CLASS 1 INSURED	3,827
OPTIONAL POLICY FOR ELDERLY AND EXPATRIATE	53
NUMBER OF CLASS 3 INSURED	2,108
NUMBER OF EXEMPT (INCL. STUDENTS)	1,245
% OF PREMIUM PAID	83.2

SOURCE : MINOKAMO PENSION OFFICE, AS OF March 31, 2020

NUMBER OF HEALTHCARE FACILITIES AND HCPS

HOSPITALS	NUMBER OF SITES	5
	NUMBER OF BEDS	829
GENERAL PRACTICES	NUMBER OF SITES	28
	NUMBER OF BEDS	27
DENTAL PRACTICES		14
NUMBER OF PHYSICIANS		68
NUMBER OF DENTISTS		16
NUMBER OF PHARMACISTS		64

SOURCE : PUBLIC HEALTH IN CHUNO DISTRICT 2018, AS OF DECEMBER 31, 2016

NUMBER OF INSURED BY NATIONAL HEALTH INSURANCE PROGRAMS / % OF PREMIUM PAID

HOUSEHOLDS	5,660
NUMBER OF INSURED	9,368
BREAKDOWN	
NUMBER OF INSURED, GENERAL	9,368
NUMBER OF INSURED, RETIREES	0
% OF PREMIUM PAID	87.77

SOURCE : INSURANCE AND PENSION DEPT, HEALTH AND WELFARE DIVISION, AS OF March 31, 2020

WATERWORKS PENETRATION

NUMBER OF SERVICE AREAS	40
POPULATION COVERAGE BY WATERWORKS	40,882
NUMBER OF PEOPLE SERVED	34,659
% OF FACILITY DEVELOPMENT	100
% OF WATER SERVED	85.08

SOURCE: ENVIRONMENT AND WATERWORKS DIVISION, WATERWORKS ADMINISTRATION DEPT, AS OF March 31, 2020

SEWER SYSTEM PENETRATION

POPULATION COVERAGE	39,793
NUMBER OF PEOPLE SERVED	30,263
% OF FACILITY DEVELOPMENT	97.34
% OF CONNECTION	76.05

SOURCE : ENVIRONMENT AND WATERWORKS DIVISION, WATERWORKS ADMINISTRATION DEPT, AS OF March 31, 2016

WASTE MANAGEMENT

UNIT: ton

INCINERATION	11,469
RECYCLED WASTE	2,088
LANDFILL	883

SOURCE : ENVIRONMENT AND WATERWORKS DIVISION, ENVIRONMENTAL DEPT, AS OF 2019

HUMAN WASTE MANAGEMENT

UNIT: kL

RAW SEWAGE	2,663
SEPTIC TANK SLUDGE	15,128

SOURCE : ENVIRONMENT AND WATERWORKS DIVISION, ENVIRONMENTAL DEPT, AS OF 2019