



人口

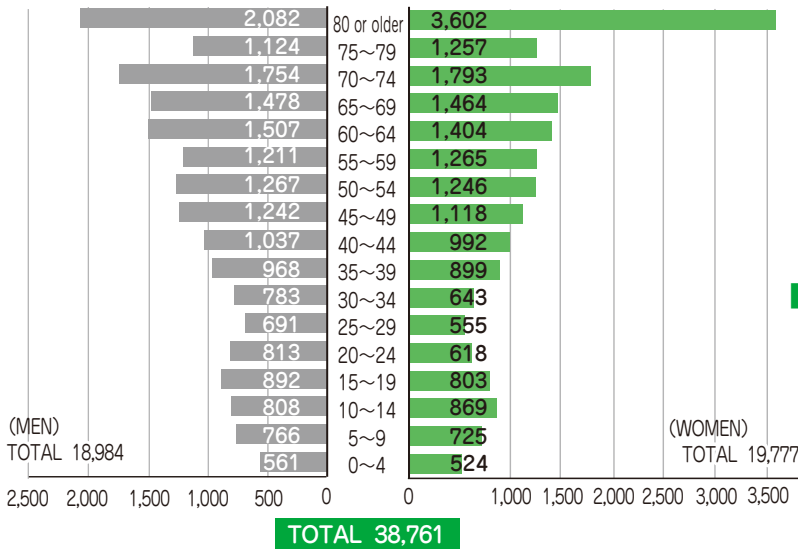
POPULATION

POPULATION AND HOUSEHOLDS

	Hachiman	Yamato	Shirotori	Takasu	Minami	Meiho	Wara	TOTAL
POPULATION	12,383	6,222	10,442	2,931	3,775	1,437	1,571	38,761
HOUSEHOLD	5,341	2,240	4,046	1,133	1,346	528	695	15,329

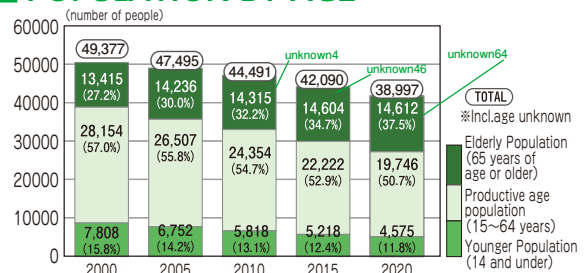
SOURCE : RESIDENT'S REGISTER, AS OF APRIL 1, 2023; CITIZEN'S AFFAIRS DEPT, GENERAL AFFAIRS DIVISION

DEMOGRAPHIC COMPOSITION BY AGE AND GENDER



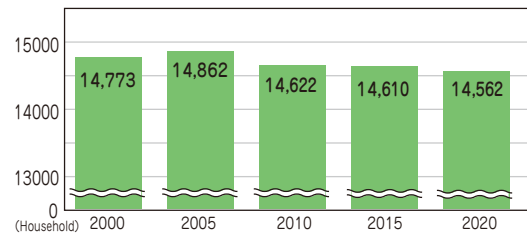
SOURCE : RESIDENT'S REGISTER, AS OF APRIL 1, 2023; CITIZEN'S AFFAIRS DEPT, GENERAL AFFAIRS DIVISION

POPULATION BY AGE



SOURCE: NATIONAL POPULATION CENSUS

NUMBER OF HOUSEHOLDS



SOURCE: NATIONAL POPULATION CENSUS



生活

NUMBER OF INSURED BY NATIONAL PENSION PLANS

NUMBER OF INSURED	5,299	
BREAKDOWN	NUMBER OF CLASS 1 INSURED	3,489
	OPTIONAL POLICY FOR ELDERLY AND EXPATRIATE	57
	NUMBER OF CLASS 3 INSURED	1,753
NUMBER OF EXEMPT (INCL. STUDENTS)	1,223	
% OF PREMIUM PAID	87.1	

SOURCE : MINOKAMO PENSION OFFICE, AS OF March 31, 2023

NUMBER OF HEALTHCARE FACILITIES AND HCPS

HOSPITALS	NUMBER OF SITES	5
	NUMBER OF BEDS	811
GENERAL PRACTICES	NUMBER OF SITES	28
	NUMBER OF BEDS	27
DENTAL PRACTICES		15
NUMBER OF PHYSICIANS		68
NUMBER OF DENTISTS		17
NUMBER OF PHARMACISTS		60

SOURCE : PUBLIC HEALTH IN CHUNO DISTRICT 2021, AS OF OCTOBER 1, 2020

NUMBER OF INSURED BY NATIONAL HEALTH INSURANCE PROGRAMS / % OF PREMIUM PAID

HOUSEHOLDS	5,429	
NUMBER OF INSURED	8,698	
BREAKDOWN	NUMBER OF INSURED, GENERAL	8,698
	NUMBER OF INSURED, RETIREES	0
% OF PREMIUM PAID	88.2	

SOURCE : INSURANCE AND PENSION DEPT, HEALTH AND WELFARE DIVISION, AS OF March 31, 2023

WATERWORKS PENETRATION

NUMBER OF SERVICE AREAS	40
POPULATION COVERAGE BY WATERWORKS	38,761
NUMBER OF PEOPLE SERVED	31,429
% OF FACILITY DEVELOPMENT	100
% OF WATER SERVED	81.41

SOURCE: ENVIRONMENT AND WATERWORKS DIVISION, WATERWORKS ADMINISTRATION DEPT, AS OF March 31, 2023

SEWER SYSTEM PENETRATION

POPULATION COVERAGE	37,924
NUMBER OF PEOPLE SERVED	28,662
% OF FACILITY DEVELOPMENT	97.84
% OF CONNECTION	75.58

SOURCE : ENVIRONMENT AND WATERWORKS DIVISION, WATERWORKS ADMINISTRATION DEPT, AS OF March 31, 2023

WASTE MANAGEMENT

UNIT: ton

INCINERATION	11,513
RECYCLED WASTE	1,925
LANDFILL	880

SOURCE : ENVIRONMENT AND WATERWORKS DIVISION, ENVIRONMENTAL DEPT, AS OF 2022

HUMAN WASTE MANAGEMENT

UNIT: kL

RAW SEWAGE	2,322
SEPTIC TANK SLUDGE	14,219

SOURCE : ENVIRONMENT AND WATERWORKS DIVISION, ENVIRONMENTAL DEPT, AS OF 2022