



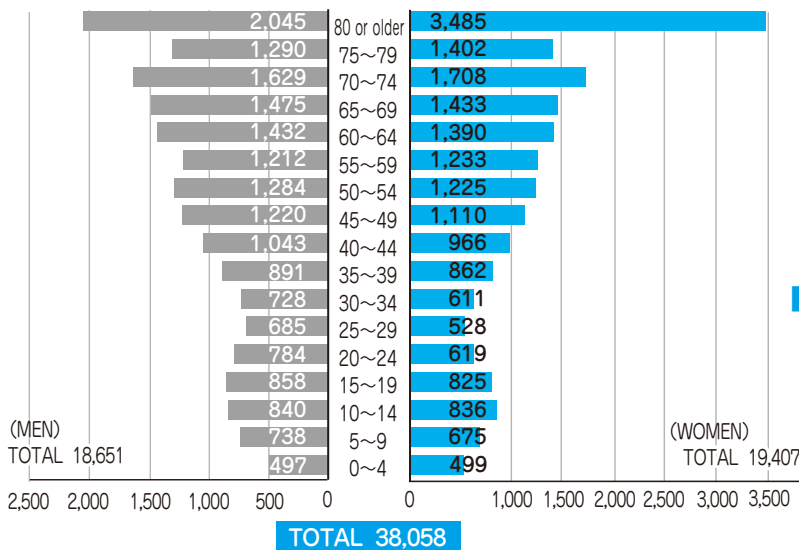
人口

POPULATION AND HOUSEHOLDS

	Hachiman	Yamato	Shirotori	Takasu	Minami	Meiho	Wara	TOTAL
POPULATION	12,110	6,147	10,293	2,895	3,691	1,419	1,503	38,058
HOUSEHOLD	5,309	2,256	4,053	1,153	1,349	524	678	15,322

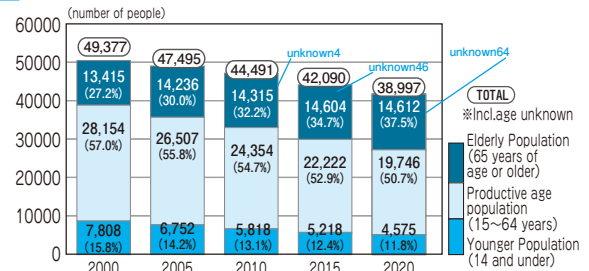
SOURCE : RESIDENT'S REGISTER, AS OF APRIL 1, 2024; CITIZEN'S AFFAIRS DEPT, GENERAL AFFAIRS DIVISION

DEMOGRAPHIC COMPOSITION BY AGE AND GENDER

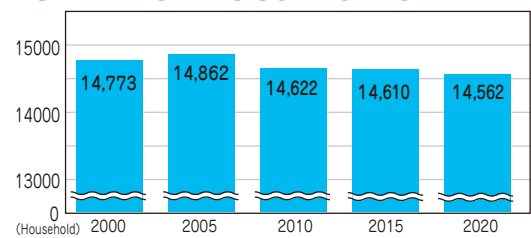


SOURCE : RESIDENT'S REGISTER, AS OF APRIL 1, 2024; CITIZEN'S AFFAIRS DEPT, GENERAL AFFAIRS DIVISION

POPULATION BY AGE



NUMBER OF HOUSEHOLDS



NUMBER OF INSURED BY NATIONAL PENSION PLANS

NUMBER OF INSURED	5,084
BREAKDOWN	
NUMBER OF CLASS 1 INSURED	3,417
OPTIONAL POLICY FOR ELDERLY AND EXPATRIATE	56
NUMBER OF CLASS 3 INSURED	1,611
NUMBER OF EXEMPT (INCL. STUDENTS)	1,183
% OF PREMIUM PAID	86.5

SOURCE : MINOKAMO PENSION OFFICE, AS OF March 31, 2024

NUMBER OF HEALTHCARE FACILITIES AND HCPS

HOSPITALS	NUMBER OF SITES	5
	NUMBER OF BEDS	811
GENERAL PRACTICES	NUMBER OF SITES	30
	NUMBER OF BEDS	27
DENTAL PRACTICES		17
NUMBER OF PHYSICIANS		76
NUMBER OF DENTISTS		19
NUMBER OF PHARMACISTS		59

SOURCE : PUBLIC HEALTH IN CHUNO DISTRICT 2023, AS OF OCTOBER 1, 2022

NUMBER OF INSURED BY NATIONAL HEALTH INSURANCE PROGRAMS / % OF PREMIUM PAID

HOUSEHOLDS	5,194
NUMBER OF INSURED	8,227
BREAKDOWN	
NUMBER OF INSURED, GENERAL	8,227
NUMBER OF INSURED, RETIREES	0
% OF PREMIUM PAID	89.1

SOURCE : INSURANCE AND PENSION DEPT, HEALTH AND WELFARE DIVISION, AS OF March 31, 2024

WATERWORKS PENETRATION

NUMBER OF SERVICE AREAS	40
POPULATION COVERAGE BY WATERWORKS	38,058
NUMBER OF PEOPLE SERVED	30,615
% OF FACILITY DEVELOPMENT	100.00
% OF WATER SERVED	80.79

SOURCE: ENVIRONMENT AND WATERWORKS DIVISION, WATERWORKS ADMINISTRATION DEPT, AS OF March 31, 2024

SEWER SYSTEM PENETRATION

POPULATION COVERAGE	37,175
NUMBER OF PEOPLE SERVED	28,226
% OF FACILITY DEVELOPMENT	97.68
% OF CONNECTION	75.93

SOURCE : ENVIRONMENT AND WATERWORKS DIVISION, WATERWORKS ADMINISTRATION DEPT, AS OF March 31, 2024

WASTE MANAGEMENT

UNIT: ton

INCINERATION	11,165
RECYCLED WASTE	1,739
LANDFILL	837

SOURCE : ENVIRONMENT AND WATERWORKS DIVISION, ENVIRONMENTAL DEPT, AS OF 2023

HUMAN WASTE MANAGEMENT

UNIT: kℓ

RAW SEWAGE	2,242
SEPTIC TANK SLUDGE	14,315

SOURCE : ENVIRONMENT AND WATERWORKS DIVISION, ENVIRONMENTAL DEPT, AS OF 2023