



人口

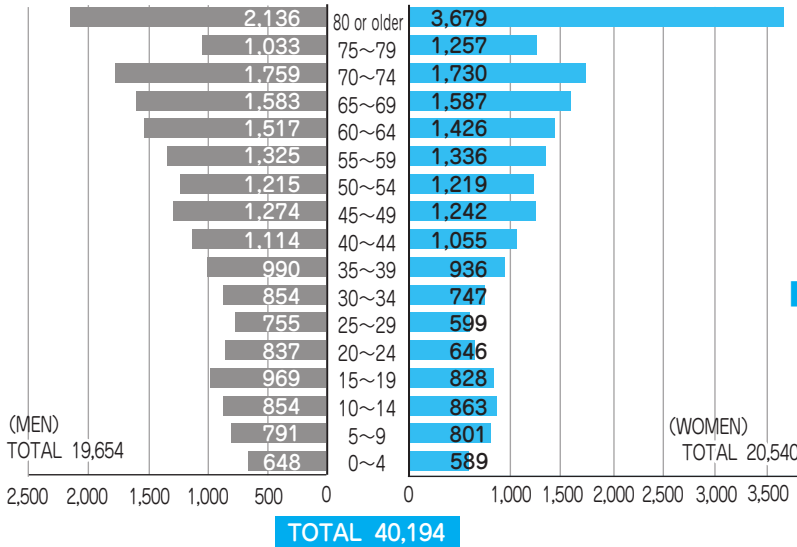


POPULATION AND HOUSEHOLDS

	Hachiman	Yamato	Shirotori	Takasu	Minami	Meiho	Wara	TOTAL
POPULATION	12,968	6,380	10,720	3,016	3,895	1,561	1,654	40,194
HOUSEHOLD	5,430	2,235	4,008	1,111	1,348	557	704	15,393

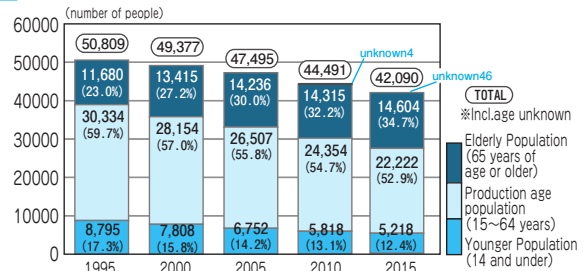
SOURCE : RESIDENT'S REGISTAR, AS OF APRIL 1, 2021; CITIZEN'S AFFAIRS DEPT, GENERAL AFFAIRS DIVISION

DEMOGRAPHIC COMPOSITION BY AGE AND GENDER



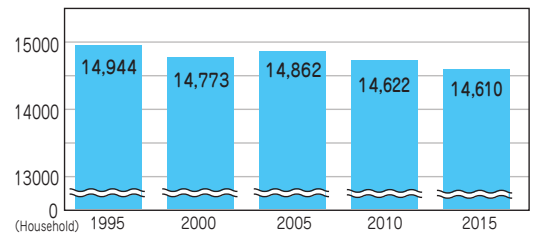
SOURCE : RESIDENT'S REGISTAR, AS OF APRIL 1, 2021; CITIZEN'S AFFAIRS DEPT, GENERAL AFFAIRS DIVISION

POPULATION BY AGE



SOURCE : NATIONAL POPULATION CENSUS IN 2015

NUMBER OF HOUSEHOLDS



SOURCE : NATIONAL POPULATION CENSUS IN 2015



生活



NUMBER OF INSURED BY NATIONAL PENSION PLANS

NUMBER OF INSURED	5,795	
BREAKDOWN	NUMBER OF CLASS 1 INSURED	3,738
	OPTIONAL POLICY FOR ELDERLY AND EXPATRIATE	54
	NUMBER OF CLASS 3 INSURED	2,003
NUMBER OF EXEMPT (INCL. STUDENTS)	1,339	
% OF PREMIUM PAID	84.4	

SOURCE : MINOKAMO PENSION OFFICE, AS OF March 31, 2021

NUMBER OF HEALTHCARE FACILITIES AND HCPS

HOSPITALS	NUMBER OF SITES	5
	NUMBER OF BEDS	829
GENERAL PRACTICES	NUMBER OF SITES	27
	NUMBER OF BEDS	27
DENTAL PRACTICES		15
NUMBER OF PHYSICIANS		70
NUMBER OF DENTISTS		18
NUMBER OF PHARMACISTS		60

SOURCE : PUBLIC HEALTH IN CHUNO DISTRICT 2020, AS OF OCTOBER 1, 2019

NUMBER OF INSURED BY NATIONAL HEALTH INSURANCE PROGRAMS / % OF PREMIUM PAID

HOUSEHOLDS	5,691	
NUMBER OF INSURED	9,395	
BREAKDOWN	NUMBER OF INSURED, GENERAL	9,395
	NUMBER OF INSURED, RETIREES	0
% OF PREMIUM PAID	88.77	

SOURCE : INSURANCE AND PENSION DEPT, HEALTH AND WELFARE DIVISION, AS OF March 31, 2021

WATERWORKS PENETRATION

NUMBER OF SERVICE AREAS	40
POPULATION COVERAGE BY WATERWORKS	40,194
NUMBER OF PEOPLE SERVED	33,907
% OF FACILITY DEVELOPMENT	100
% OF WATER SERVED	84.67

SOURCE: ENVIRONMENT AND WATERWORKS DIVISION, WATERWORKS ADMINISTRATION DEPT, AS OF March 31, 2021

SEWER SYSTEM PENETRATION

POPULATION COVERAGE	39,198
NUMBER OF PEOPLE SERVED	29,508
% OF FACILITY DEVELOPMENT	97.52
% OF CONNECTION	75.28

SOURCE : ENVIRONMENT AND WATERWORKS DIVISION, WATERWORKS ADMINISTRATION DEPT, AS OF March 31, 2021

WASTE MANAGEMENT

UNIT: ton

INCINERATION	11,646
RECYCLED WASTE	2,084
LANDFILL	939

SOURCE : ENVIRONMENT AND WATERWORKS DIVISION, ENVIRONMENTAL DEPT, AS OF 2020

HUMAN WASTE MANAGEMENT

UNIT: kL

RAW SEWAGE	2,550
SEPTIC TANK SLUDGE	15,036

SOURCE : ENVIRONMENT AND WATERWORKS DIVISION, ENVIRONMENTAL DEPT, AS OF 2020